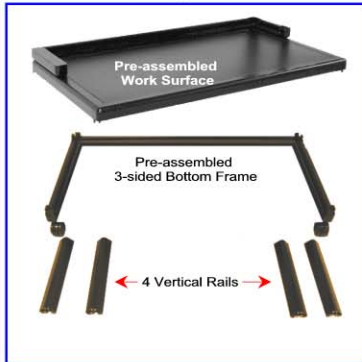


STAR CASE DESIGNER SERIES PRODUCERS STATION - Detailed Assembly Instructions

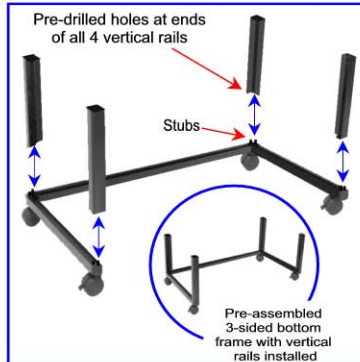
Care must be taken during the assembly process to insure proper fit of all component parts. Use of #2 magnetic tipped Philips head hand screwdriver will help in attaching dog point screws. Please follow these instructions carefully. For safety purposes and ease of assembly, we recommend a large flat area and the help of an assistant.

Step 1



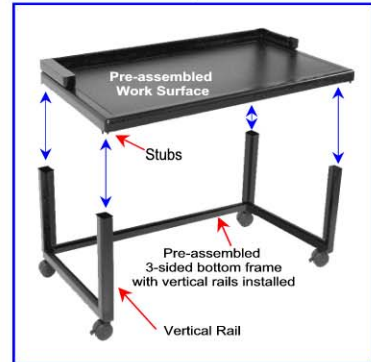
Place pre-assembled 3-sided bottom frame with pre-installed casters on flat surface.

Step 2



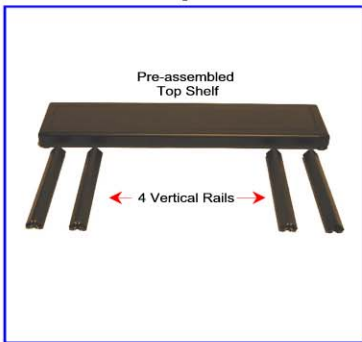
Position and insert vertical rails over exposed corner stubs. Next, insert dog point screws through pre-drilled holes in rail and into threaded hole of stubs. Repeat for all 4 rails. See Figure 1 below.

Step 3



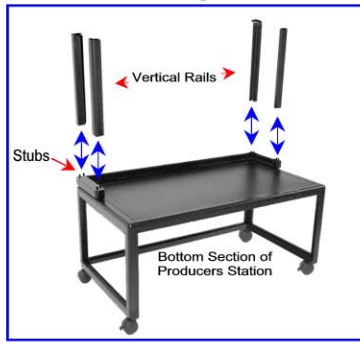
With the help of an assistant line up and position the pre-assembled work surface and insert all 8 stubs into slotted openings of all 4 vertical rails. Next, insert dog point screws through pre-drilled holes in rail and into threaded hole of stubs. Repeat for all 4 rails. See Figure 1 below.

Step 4



Pre-assembled top shelf and 4 vertical rails.

Step 5



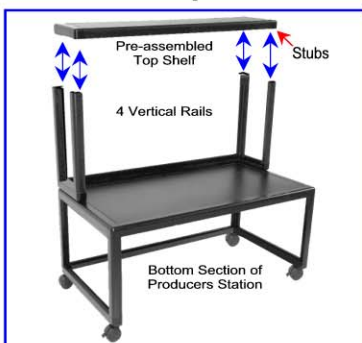
Line up and position all 4 vertical rails over exposed corner stubs. Next, insert dog point screws through pre-drilled holes in rail and into threaded hole of stubs. Repeat for all 4 vertical rails. See Figure 1 below.

Step 6



Bottom section of Producers Station with top shelf vertical rails fastened.

Step 7



With the help of an assistant line up and position the pre-assembled top shelf and insert all 8 stubs into slotted openings of all 4 vertical rails. Next, insert dog point screws through pre-drilled holes in rail and into threaded hole of stubs. Repeat for all 4 rails. See Figure 1 below.

Fully Assembled Producers Station



Your Producers Station is now fully assembled.

Figure 1



Insert dog point screw through pre-drilled hole in rail and into threaded hole of stub and fasten securely. Repeat for both stubs protruding from each cast corner.

Star Case Manufacturing Co., Inc.

648 Superior Ave. - Munster, IN 46321
Ph: (219)922-4440 FX: (219)922-4442

(800)822-STAR (7827)
(800)782-CASE (2273)
email: star@starcase.com
www.starcase.com