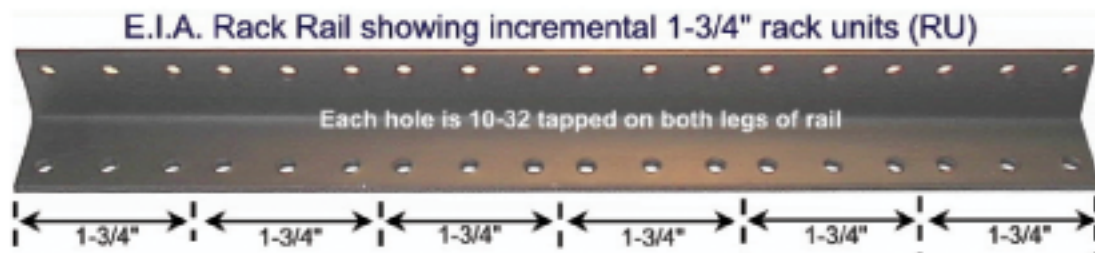


FINISHED ASSEMBLY DESCRIPTION:



A - Width Rails

Each Rack includes 4 each width rails in compliance with the industry standard for 19-inch wide rack mount equipment. All rack rail is etched every 1-3/4" to facilitate simplified component mounting.

B - Depth Rails

Each Rack includes 4 each depth rails. Depth rails are available to build a Rack in multiple rack depths. All rack rail is etched every 1-3/4" to facilitate simplified component mounting.

C - Height Rails

Each Rack includes 4 each height rails. Height rails are available to build a Rack in any rack height (from 1RU - 43RU in 1-3/4" increments). All Rack rail is etched every 1-3/4" to facilitate simplified component mounting.



D - Connecting Corner

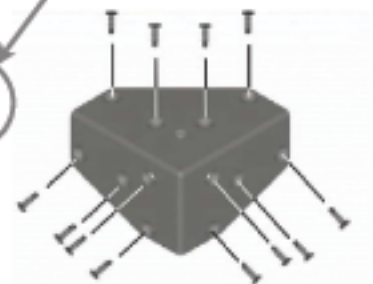
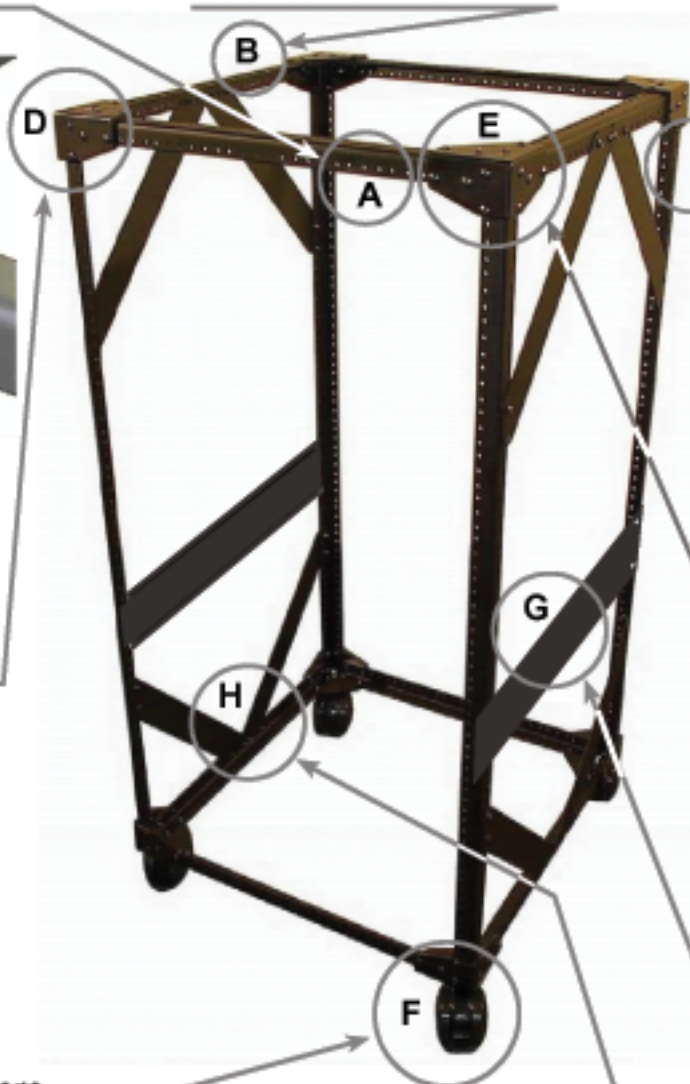
Used to attach all adjoining rack rails and tightly secure your Rack into an incredibly strong and stable Rack structure.



F - 3" Twin-Wheel Casters (optional)*

Set of 4, 3" diameter, twin-wheel casters having total weight capacity of 400 lbs.


* Fully loaded Rack should not exceed 400 lbs. It is the users responsibility when mounting rack equipment to distribute equipment weight appropriately.



E - Dog Point Screws



Used to attach all connecting corners to corresponding width, depth & height rails.



G - Side Handles (optional)

For easy maneuverability and lifting your Rack, we recommend using our Side Handles option.



H - Cross Braces (optional)

For added stability under heavy weight loads in your Rack, we recommend using our Cross Brack kit.

www.starcase.com
info@starcase.com

PH: (800)822-STAR (7827)
(800)782-CASE (2273)
FX: (219)922-4442

Star Case Manufacturing Co., Inc.
648 Superior Ave. - Munster, IN 46321